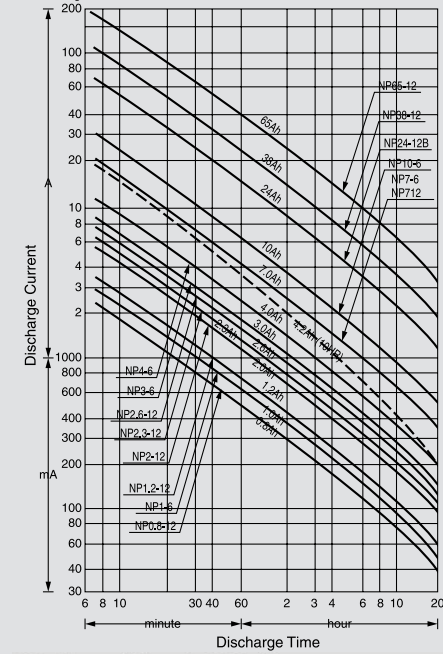


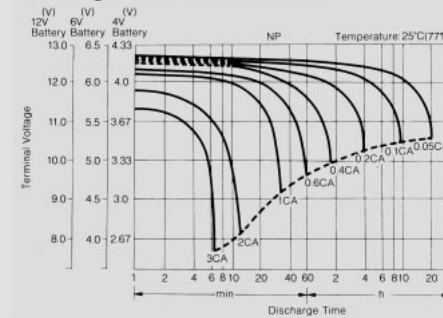
NP SERIES (FOR GENERAL APPLICATION)

● Characteristics

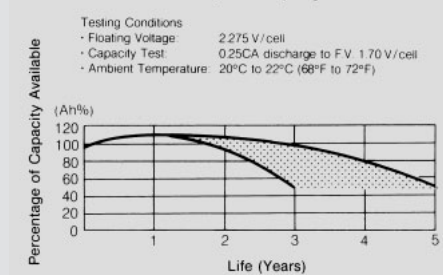
Battery Selection Chart



Discharge Characteristic Curves



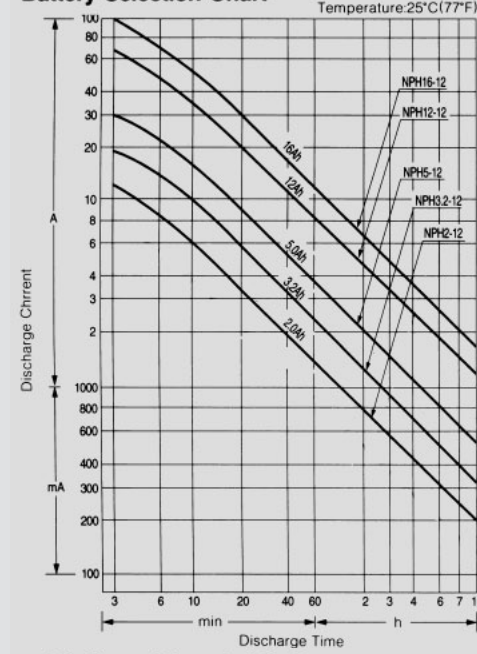
Float Service Life (Example)



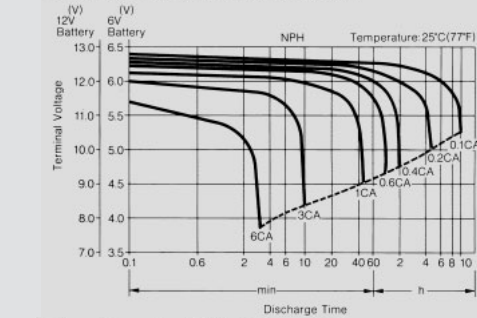
NPH SERIES (FOR HIGH RATE DISCHARGE APPLICATION)

● Characteristics

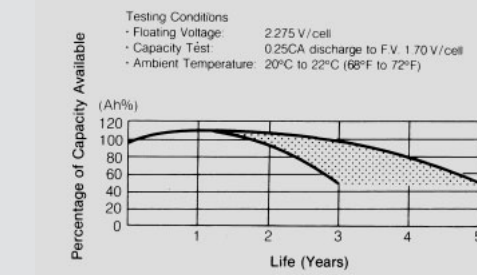
Battery Selection Chart



Discharge Characteristic Curves



Float Service Life (Example)



NP, NPH Series

● Constant voltage charging method

Apprication	Stand-by Use	Cycle Use
Charging method	Constant Voltage Charging	
Charging voltage(V/Cell) at 25°C	2.275	2.4
Temperature compensation(mV/°C/cell)	-3	-4
First maximum charging current(CA)	No limit	0.25
Temperature(°C)	-15 ~ +40	

● Specifications subject to change without prior notice

Distributed by:
GS Yuasa International Ltd.
1-8-1, Nishi-Shimbashi, Minato-ku
Tokyo 105-0003 Japan
Tel +81-3-3597-2403
Fax +81-3-3597-2405

จัดจำหน่ายโดย
บริษัท ยีเอส ยัวซ่า สยามเซลส์ จำกัด
127 ถ.เฉลิมพระเกียรติ ร.9 แขวงดอกไม้ เขตประเวศ กรุงเทพมหานคร 10250 ประเทศไทย
โทรศัพท์ : 0-2726-8950 แฟกซ์ : 0-2726-8954 เว็บไซต์ www.gs-yuasa.co.th



“Yuasa” Brand Maintenance-Free
Valve Regulated Lead-Acid Batteries

NP SERIES (NP, NPH)



Yuasa NP,NPH SERIES

Utilising the latest advanced design of Oxygen Recombination technology, Yuasa have applied their 75 years experience in the lead acid battery field to produce a new generation of Valve Regulated Lead Acid batteries. Our NP/NPH series conform to UN2800 special Provision A67 in IATA Dangerous Goods Regulations and not subject to IATA Dangerous Goods Regulations.

General Features

- Sealed Construction (Non-Spillable Battery)
- Electrolyte Suspension System
- Gas Recombination
- Maintenance Free Operation
- Operation in any Orientation (except in an inverted position)
- Medical device
- Any application which are expecting fatal damage
- Usage in an inverted position(safety valve bottomed position)
- Low Pressure Venting System
- Heavy Duty Grids
- Long Service Life
- Low Self Discharge - Long Shelf Life
- Wide Operating Temperature Range

NP SERIES (FOR GENERAL APPLICATION)

SPECIAL FEATURE: Many models are available in a wide range of sizes. This ensures that all general applications are covered by various ranges of capacity.



Specifications

NP Model	Volts	Rated Capacity (20 hr rate) (Ah) ¹	Approx. Dimensions			Approx. Weight (kg)	Layout	Terminals	
			Length (mm)	Width (mm)	Overall height incl. terminals (mm)				
NP1.2-6	6	1.2	97	25	54.5	0.30	1	A	
NP2.8-6		2.8	134	34	64	0.57	1	A	
NP3-6		3.0	134	34	64	0.65	1	A	
NP4-6		4.0	70	47	105.5	0.85	5	A	
NP7-6		7.0	151	34	97.5	1.35	1	A	
NP10-6		10.0	151	50	97.5	2.00	1	A	
NP12-6		12.0	151	50	97.5	2.00	1	D	
NP0.8-12		12	0.8	96	25	61.5	0.35	9	I
NP1.2-12			1.2	97	48	54.5	0.57	3	A
NP2-12			2.0	150	20	89	0.70	10	B
NP2.1-12	2.1		178	34	64	0.74	1	A	
NP2.3-12	2.3		178	34	64	0.94	1	A	
NP2.6-12	2.6		134	67	64	1.12	3	A	
NP3.2-12	3.2		134	67	64	1.20	3	A	
NP4-12	4.0		90	70	106	1.70	1	A	
NP7-12	7.0		151	65	97.5	2.65	4	A	
NP12-12	12.0		151	98	97.5	4.00	4	D	
NP17-12I	17.0		181	76	167	5.90	2	J1	
NP18-12B	17.2		181	76	167	6.20	2	E	
NP24-12	24.0		166	175	125	8.65	2	E/J1	
NP26-12	26.0		166	175	125	9.0	2	E/J1	
NP38-12	38.0		197	165	170	13.80	2	F/J1	
NP65-12	65.0		350	166	174	22.80	2	G/J2	

*1 Final Voltage: 1.75V/cell, Temperature: 25°C(77°F)

NPH SERIES (FOR HIGH RATE DISCHARGE APPLICATION)

SPECIAL FEATURE: NPH series are specially designed to suit high rate discharge requirements. NPH series give 50% more wattage for a short duration of discharge compared with conventional NP models.



Specifications

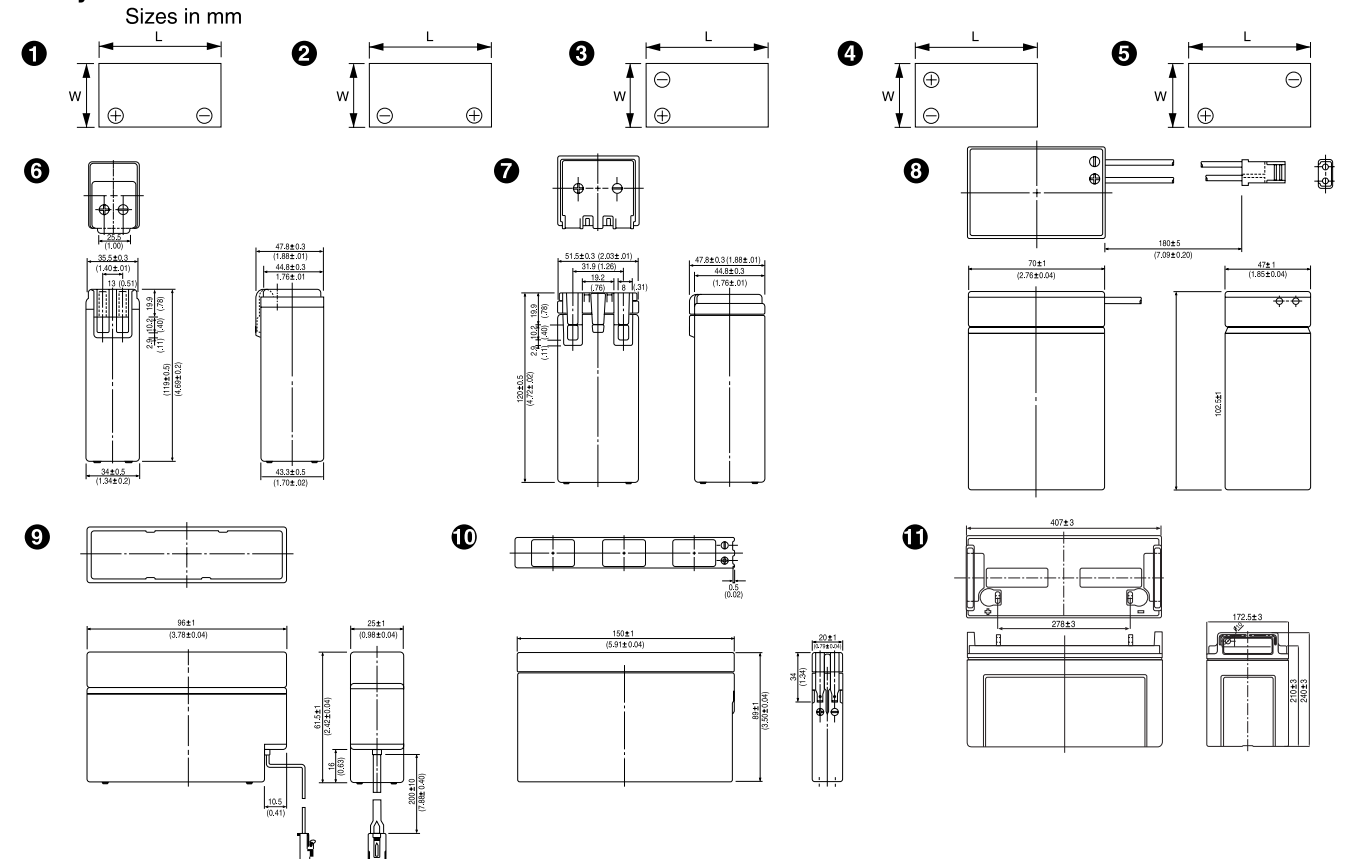
NPH Model	Volts	Rated Capacity (10 hr rate) (Ah) ²	Approx. Dimensions				Weight (kg)	Layout	Terminals		
			Length		Width						
		mm		mm (in.)		Overall height incl. terminals (mm (in.))					
NPH2-12	12	2.0	68	(2.68)	51	(2.01)	88	(3.46)	0.84	2	A
NPH3.2-12		3.2	134	(5.28)	67	(2.64)	64	(2.52)	1.40	3	A
NPH5-12		5.0	90	(3.54)	70	(2.76)	106	(4.17)	2.00	1	D
NPH12-12		12.0	151	(5.94)	98	(3.86)	97.5	(3.84)	4.20	4	D
NPH16-12		16.0	181	(7.13)	76	(2.99)	167	(6.57)	6.20	2	E

*2 Final Voltage: 1.75V/cell, Temperature: 25°C(77°F)

NP,NPH SERIES

*Following Layout and Terminal specifications are applicable for all specification tables of NP/NPH series batteries.

Layout



Terminals

